



TECHNICAL DATA SHEET
OPEN SPACES
MAILBOX SERIES

by  **MEGABLOK**





CHARACTERISTICS

Body

Made of water-resistant chipboard with medium density fibers, 16 mm thick and coated with decorative paper impregnated with melamine resins. PVC-edged in white colour.

This board meets at least the characteristics specified in standard UNE-EN 312 for board type P3:

Property	Flexion	MOE	Trac. Perp.	Trac. Sup.	Hinch. 24 h	Trac. Perp. (T-313)	Hinch. 24 h (T-313)	Trac. Perp. (T-100)
Test	UNE-EN 310	UNE-EN 310	UNE-EN 319	UNE-EN 311	UNE-EN 317	UNE-EN 321	UNE-EN 321	UNE-EN 1087-1
Units	N/mm ²	N/mm ²	N/mm ²	N/mm ²	%	N/mm ²	%	N/mm ²
3 a 4	- 13,0	- 1.800	- 0,50	- 0,80	- 17,0	- 0,18	- 15,0	- 0,09
> 4 a 6	- 14,0	- 1.950	- 0,50	- 0,80	- 16,0	- 0,18	- 14,0	- 0,09
> 6 a 13	- 15,0	- 2.050	- 0,45	- 0,80	- 14,0	- 0,15	- 14,0	- 0,09
> 13 a 20	- 14,0	- 1.950	- 0,45	- 0,80	- 14,0	- 0,13	- 13,0	- 0,08
> 20 a 25	- 12,0	- 1.850	- 0,40	- 0,80	- 13,0	- 0,12	- 12,0	- 0,07
> 25 a 32	- 11,0	- 1.700	- 0,35	- 0,80	- 13,0	- 0,10	- 12,0	- 0,07
> 32 a 40	- 9,0	- 1.550	- 0,30	- 0,80	- 12,0	- 0,09	- 11,0	- 0,06
> 40	- 7,0	- 1.350	- 0,25	- 0,80	- 12,0	- 0,08	- 11,0	- 0,06

(*) Compliance with T-313 or T-100 is sufficient

With interior compartment.

Letterbox slot in each left door.

Maintenance-free.


Latch operated lock with removable cylinder and master key. With two user keys.

Adjustable PVC-legs.

Melamine end base included.


COLOURS

Body



M-060

Hydrophobic melamine doors



M-060



M-34W



M-172



M-155C



M-4AT

Melamine doors



M-183



M-34W



M-22G




M-35W



M-023



M-U522



M-72E



M-231



MM-240



M-52A



M-50D



M-51S




M-17N




M-75V



M-18N



M-99Q



M-06F

LOCKS



Standard: Key lock



Padlockable Polyamide Lock (optional padlock)



Padlockable Metallic Lock 1 (optional combination padlock)



Padlockable Metallic Lock 2 (optional combination padlock)



Metal handle



Coin-operated Lock (coin-return)



Coin-operated Lock + Coin Collect Box (cash box, non coin-return)



Lock of 4 manual digits with emergency key



Electronic lock combination of 4 digits NEXT 1



Electronic lock combination of 4 digits NEXT 2



Electronic lock combination of 4 digits SOLA



Electronic lock combination of 4 digits VERSA MINI



Electronic lock combination of 4 digits TELEC



Electronic lock combination of 4 digits ELOCK



Lock of proximity PROXI 2



Lock of proximity PROXI 3



Lock of proximity-VERSA MINI

OPTIONS



Inner mailbox



Numbering



Vertical dividers



Side coat rack



HPL doors



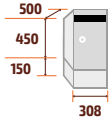
Chest of drawers



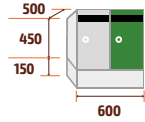
Magnet

COMBINATIONS AND DIMENSIONS

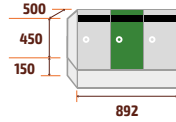
SERIE MAILBOX-A



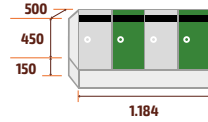
MAILBOX-A-30/1



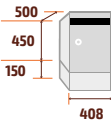
MAILBOX-A-30/2



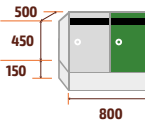
MAILBOX-A-30/3



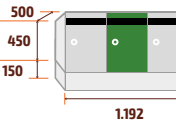
MAILBOX-A-30/4



MAILBOX-A-40/1

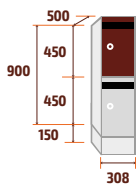


MAILBOX-A-40/2

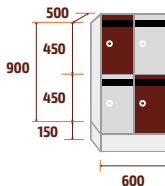


MAILBOX-A-40/3

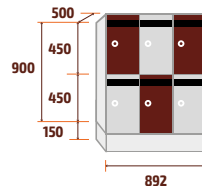
SERIE MAILBOX-B



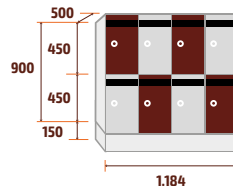
MAILBOX-B-30/1



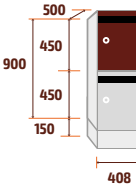
MAILBOX-B-30/2



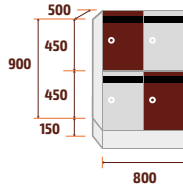
MAILBOX-B-30/3



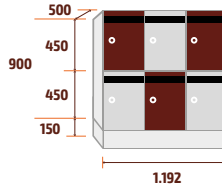
MAILBOX-B-30/4



MAILBOX-B-40/1

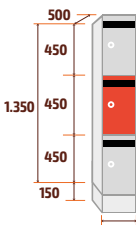


MAILBOX-B-40/2

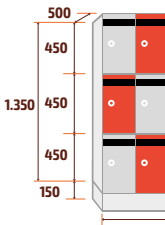


MAILBOX-B-40/3

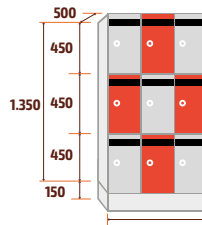
SERIE MAILBOX-C



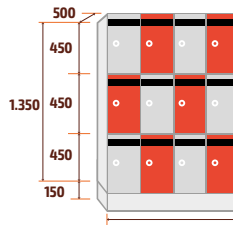
MAILBOX-C-30/1



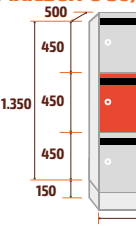
MAILBOX-C-30/2



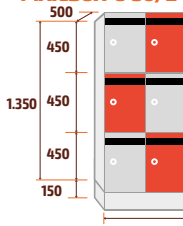
MAILBOX-C-30/3



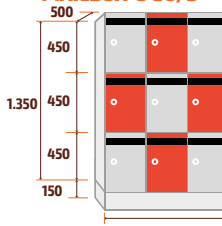
MAILBOX-C-30/4



MAILBOX-C-40/1



MAILBOX-C-40/2



MAILBOX-C-40/3